QuickGuide

AQ-036-TCK

TotalTrait™
Corn Bulk Grain

SAMPLE PREPARATION



Determine sample weight for the number of kernels tested


Grind with Bunn Grinder


Or, use an alternate method of grinding

TEST PROCEDURE

*Weigh out sample, then calculate the volume of water needed

Grams of Corn x 1.5 = mL of water

For example, 800 kernels with average seed weight of 0.3g:

(800 kernels x 0.3g) = 240g of ground corn

240g x 1.5 = 360 mL water

1


Measure and add water to ground corn in jar or bag*

2



Shake vigorously for 30 seconds, then **settle 30 seconds**

3



Set up testing cup in holder

4



Pipette from container to fill mark indicated on holder; alternatively, pour carefully. **Allow to settle 30 seconds.**

5



Insert comb into cup with arrows pointing down; wait 5 minutes

6


Remove from cup and cut off tailpads, read immediately with QuickScan.

TEST INTERPRETATION

Protein/Trade Name	Sensitivity	
Cry1Ab/Bt11,YieldGard Corn Borer	0.5%	(4 kernels in 800)
Event 603/Roundup Ready	0.5%	(4 kernels in 800)
Cry3Bb/YieldGard Rootworm	0.5%	(4 kernels in 800)
Cry1F/Herculex I	0.5%	(4 kernels in 800)
T25/Liberty Link	0.5%	(4 kernels in 800)
Cry34/Herculex RW	0.5%	(4 kernels in 800)
mCry3A/Agrisure RW	0.2%	(~2 kernels in 800)
Cry2A/in SmartStax (MON98034)	0.4%	(~3 kernels in 800)
Vip3A/Viptera	0.25%	(2 kernels in 800)
eCry3.aAb/Duracade	0.1%	(~1 kernel in 800)
AAD-1/Enlist	0.5%	(4 kernels in 800)

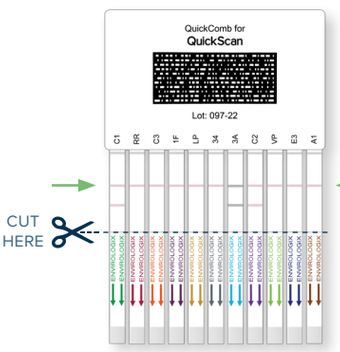

If two lines form, the sample is positive

Control Lines always need to be present

Lines may be pink or gray

Doc. M032-0424

ENVIROLOGIX
envirologix.com

FOR TECHNICAL ASSISTANCE: 1 (866) 408-4597 • info@envirologix.com